



## LA National Guard Emergency Management Bulletin

February 2019  
Volume FY19 Issue 5



### Purpose

The National Guard (NG) Emergency Management (EM) program is responsible for all activities and operations related to preparing for, mitigating the potential effect of, preventing, responding to, and recovering from all multi-agency and/or multi-jurisdictional emergencies on or impacting NG installations nationwide. The NG EM Program functions within an all-hazards environment consisting of all natural, technological (man-made), and terroristic hazards.

### Vision

To provide the NG EM services when and where they are needed with the joint and interagency capacity necessary to effectively and efficiently protect the NG community and mission capabilities from all hazards.

### Mission

To provide integrated and comprehensive NG EM services necessary to protect our community and mission capabilities from all hazards in a cost effective, implementable, and sustainable manner through resiliency.



### IMPORTANT NUMBERS TO KNOW

**EMERGENCY**  
**Fire-Police-Ambulance**  
**911**

Michael Green 504-278-8031  
LMD Emergency Management Program  
Coordinator  
[michael.s.green39.mil@mail.mil](mailto:michael.s.green39.mil@mail.mil)

CPT Bobby Woods 318-290-5869  
Camp Beauregard AT/ EM Manager  
[bobby.k.woods.mil@mail.mil](mailto:bobby.k.woods.mil@mail.mil)

Cristina Steib 504-278-8011  
Jackson Barracks EM Manager  
[cristina.m.steib.mil@mail.mil](mailto:cristina.m.steib.mil@mail.mil)

MAJ Michael Dunn 225-319-4675  
GWLC AT/ EM Manager  
[michael.w.dunn20.nfg@mail.mil](mailto:michael.w.dunn20.nfg@mail.mil)

LTC Harry Wilson 318-382-4151  
Camp Minden AT/ EM Manager  
[harry.w.wilson2.mil@mail.mil](mailto:harry.w.wilson2.mil@mail.mil)

LA National Guard Joint Operation  
Center 888-278-8748

GOHSEP 225-925-7500

American Red Cross  
1-800-RED-CROSS

Federal Emergency Management  
Agency 1-800-621-FEMA

National Poison Control Center  
1-800-222-1222

National Domestic Violence Hotline  
1-800-799-7233



### EMERGENCY MANAGEMENT

This month's bulletin will focus on how to prepare before, during and after a Power Outage and Floods. Electrical power can go out for any number of reasons. Without electricity, food in the freezer may spoil, and you may experience extreme temperatures.

Power outage in your area may mean traffic lights and other resources will not be working. You should consider how these circumstances will affect your Family and be prepared to manage without power for an extended period of time. Some emergencies commonly produce secondary effects. Learning about all hazards will prepare you for secondary hazards such as power outage and flooding. Flooding is the most common natural disaster and can occur anywhere. Flooding can be localized in a particular neighborhood or widespread, affecting entire cities or large portions of states and territories. Please use the information in this bulletin to prepare for Power Outages and Floods. I hope you find this information useful. Always Remember "Be Prepared".

Michael Green  
Emergency Manager Program Coordinator  
[michael.s.green39.mil@mail.mil](mailto:michael.s.green39.mil@mail.mil)

LANG EM WEB PAGE:  
<http://geauxguard.la.gov/resources/emergency-management/>





# POWER OUTAGE

## Before a Power Outage

- Build or restock your emergency preparedness kit, including a flashlight, batteries, case, and first aid supplies.
- Have alternative charging methods for your phone or any device that requires power.
- Charge Cell phones and any battery powered devices.
- Know where the manual release lever of your electric garage door opener is located and how to operate it.
- Purchase ice or freeze water-filled plastic containers to help keep food cold during temporary outage.
- Keep your car's gas tank full-gas stations rely on electricity to power their pumps. If you use your car to re-charge devices, do NOT keep the car running in a garage, partially enclosed space, or close to a home, this can lead to carbon monoxide poisoning.
- Learn about the emergency plans that have been established in your area by visiting your state's or local website so you can locate the closest cooling and warming shelters. Hinds County Emergency Manager is Mr. Ricky Moore. He can be reached at: <http://www.hindscountymiss.com/departments/emergency-management>
- If you rely on anything that is battery-operated or power dependent like a medical device determine a back-up plan.



## During a Power Outage: Safety Tips

- Only use flashlights for emergency lighting, candles can cause fires.
- Keep refrigerator and freezer doors closed. Most food requiring refrigeration can be kept safely in a closed refrigerator for several hours. An unopened refrigerator will keep food cold for about 4 hours. A full freezer will keep the temperature for about 48 hours.
- Take steps to remain cool if it is hot outside. In intense heat when the power may be off for a long time, consider going to a movie theater, shopping mall or "cooling Shelter" that may be open in your community. If you remain at home, move to the lowest level of your home, since cool air falls. Wear lightweight, light-colored clothing. Drink plenty of water, even if you do not feel thirsty.



### During a Power Outage: Safety Tips Continued

- Put on layers of warm clothing if it is cold outside. Never burn charcoal for heating or cooking indoors. Never use your oven as a source of heat. If the power may be out for a prolonged period, plan to go to another location (the home of a relative or friend, or a public facility) that has heat to keep warm.
- Turn off or disconnect appliances and other equipment in case of a momentary power “surge” that can damage computers and other devices. Consider adding surge protectors.
- Stay away from downed utility wires. Always assume a downed power line is live.
- If a traffic light is out, treat the intersection as a four-way stop.
- Be a good neighbor. Check on family, friends and neighbors, especially the elderly, those who live alone, those with medical conditions, and those who may need additional assistance.
- If you are considering purchasing a generator for your home, consult an electrician or engineer before purchasing and installing. Use generators and grills outside because their fumes contain carbon monoxide. Make sure your carbon monoxide detectors are working as it is a silent, odorless, killer.



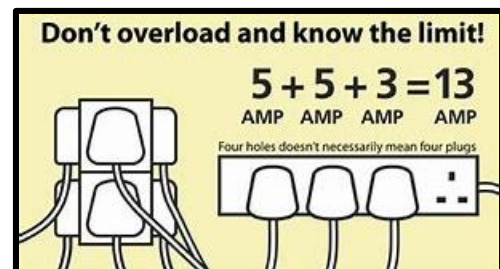
### Generator Safety *Prevent Fires, CO Poisoning and Electrocution*



Generators can be helpful when the power goes out for an extended period of time. It is important to know how use them safely to prevent fires, carbon monoxide (CO) poisoning and electrocution.

### Purchasing and Preparing to Use the Generator

- Purchase one that has been approved by a nationally recognized testing agency such as Underwriter’s Laboratory (UL).
- Have a licensed electrician install a “transfer switch”; never plug a generator directly into a wall outlet to avoid “back feeding” which can electrocute utility workers.
- Follow the manufacturer’s instructions for use of the generator. Be sure to read the instructions before you need to use the generator.
- Install working CO alarms on every level of the home.



### Using the Generator Safely

- Place the generator outdoors facing away from doors, windows and vents. Never use a generator inside a house, basement or crawl space – not even inside a garage with the door open. When possible, place the generator 5-10 feet away from the house.
- Plug appliances directly into the generator or use heavy-duty, outdoor rated extension cords, not to exceed the number of outlets on the generator. Make sure cords are free of cuts and tears and have all three prongs – especially the grounding pin.
- Keep the generator dry. Operate on a dry surface under an open canopy or tent.
- Dry your hands before touching the generator.
- Let the generator cool before refueling. Fuel spilled on hot engine parts could ignite.



### Generator Safety Continued

*Prevent Fires, CO Poisoning and Electrocution*

#### Safely Storing and Transporting Gasoline to Power the Generator

- Transport gasoline safely, standing upright, in an approved container in the trunk of your car or back of a pick-up truck. You can transport a maximum of 21 gallons without a permit from the fire department, provided no single container exceeds 7 gallons.
- Store gasoline in a shed or detached garage away from the house; never store gasoline inside the home or an attached garage. Secure the shed or garage if possible, and keep flammable liquids out of reach of youngsters.
- Store gasoline far from any fuel burning appliance such as a furnace, water heater or woodstove. Vapors can travel back to their ignition source and ignite.

#### After a Power Outage

- Throw away any food that has been exposed to temperatures 40 degrees for 2 hours or more or that has an unusual odor, color or texture. When in doubt, throw it out!
- If food in the freezer is colder than 40 degrees and has ice crystals on it, you can refreeze it.
- Contact your doctor if you're concerned about medications having spoiled.



#### Power Line Hazards and Cars


- If a power line falls on a car, you should stay inside the vehicle. This is the safest place to stay. Warn people not to touch the car or the line. Call or ask someone to call the local utility company and emergency services.
- The only circumstance in which you should consider leaving a car that is in contact with a downed power line is if the vehicle catches on fire. Open the door. Do not step out of the car. You may receive a shock. Instead, jump free of the car so that your body clears the vehicle before touching the ground. Once you clear the car, shuffle at least 50 feet away, with both feet on the ground.
- As in all power line related emergencies, call for help immediately by dialing 911 or call your electric utility company's Service Center/Dispatch Office.
- Do not try to help someone else from the car while you are standing on the ground.





**Arrive Alive:  
Flood Safety Tips**

- 6 inches of water can cause loss of control and possible stalling of cars.
- 1 foot of water will float vehicles.
- 2 feet of rushing water can carry away most vehicles including SUVs and pick-ups.
- Do not attempt to drive through a flooded road. The depth of the water may not always be obvious. The road may be washed out under the water, and you could be stranded or trapped.
- Do not drive around a barricade. Barricades are there for your protection. Turn around and go the other way.
- Be especially cautious driving at night when it is harder to recognize flood dangers.



## FLOOD

Floods are among the most frequent and costly natural disasters. Flooding often occurs following a hurricane, thawing snow, or several days of sustained rain. Learn what to do to keep your loved ones safe! Floods can develop over a period of days, giving you adequate time to prepare; however, flash floods can develop in a matter of minutes. Flash flood waters can be caused by heavy rain, levee breaches or dam failures. Rushing flood waters can be deeper and stronger than they look. These waters are also destructive and can carry debris, rocks and mud.

**Obey the  
Warning Signs** →



## How to Prepare for a Flood

- Determine whether your home or work place is in a predetermined flood plain.
- Stay informed and know flood terminology:
  - **Flood Watch** — Flooding is possible. Stay tuned to radio or TV for more information.
  - **Flash Flood Watch** — Flash flooding is possible. Stay tuned to radio or TV for more information. Be prepared to move to higher ground.
  - **Flood Warning** — Flooding is currently occurring or will occur soon. Listen for further instructions. If told to evacuate, do so immediately.
  - **Flash Flood Warning** — Flash flooding is currently occurring or will occur soon. Seek higher ground on foot immediately.
- Get an emergency supply kit, and store it where it can be accessed by all family members.
- Know your installation's plan, and develop an evacuation procedure as a family.
- Develop a communication plan in case you are not together during evacuation.
- Identify where you can go if you need to reach higher ground quickly and on foot.
- Keep enough fuel in your car's tank to evacuate. Expect a high volume of slow traffic.



### ***What to Do If There Is a Flood***

- Stay tuned to the radio or TV for further information and instructions.
- If you are ordered to evacuate:
  - Take only essential items.
  - Turn off gas, electricity and water.
  - Disconnect appliances.
  - Do not walk in moving water.
  - Do not drive in flood water. As little as six inches of water can cause loss of control and stalling of a vehicle.
  - Follow the designated evacuation procedure.
- If you are NOT ordered to evacuate:
  - Stay tuned to emergency stations on radio or TV.
  - Listen for further instructions.
  - Prepare to evacuate to a shelter or a neighbor's home if your home is damaged.
- Once you are in a safe place, report to your command if you are military or government civilian



**Water purification systems may not be functioning when the power goes out or when flood waters rise, so water may be unsafe to use. Drink and use water that has been bottled, boiled, or treated with iodine tablets and a filtration system.**

### ***What to Do After a Flood***

- Listen to news reports to make sure water supplies are not contaminated.
- Stay clear of flood waters, standing and moving, as they may be contaminated or deeper than expected.
- Beware of downed power lines.
- Avoid any roads where flood waters have receded as they may have weakened and could collapse under the weight of a car.
- Be extremely cautious when entering buildings and homes, as there may be unseen damage.
- Clean and disinfect everything that was touched by flood water, as it can contain sewage and other contaminants.



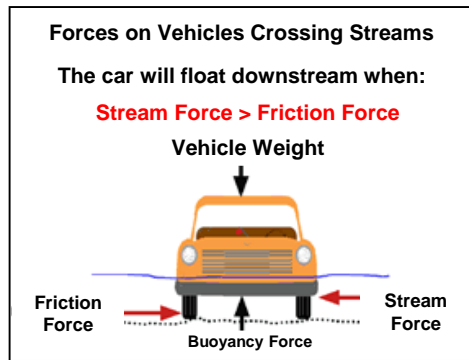
### ***Where to Find Additional Information***

- Ready Army — <http://ready.army.mil>
- American Red Cross—[www.redcross.org](http://www.redcross.org)
- Centers for Disease Control and Prevention (CDC) - <https://www.cdc.gov/>
- Department of Homeland Security (Ready.gov)—<https://www.dhs.gov/>
- Federal Emergency Management Agency (FEMA)— <https://www.fema.gov>





## GET THE FACTS ABOUT DRIVING IN FLOOD WATERS



**DO NOT DRIVE THROUGH FLOODWATERS!!!**

Water 1 foot deep		500 pounds lateral force	Extremely Dangerous
Water 2 foot deep		1,500 pounds buoyancy force 1,000 pounds lateral force	Fatal
Muddy water hides washout			Fatal

Vehicle begins to float when the water reaches its chassis, which allows the lateral forces to push it off the road.

Washed-out roadway can be hidden by muddy water allowing a vehicle to drop into unexpected deep water.



## FEBRUARY EVENTS

Jan 30- Feb 2	The Greatest Show on Dirt	Lake Charles
Feb 4	Krewe of Demeter Mardi Gras Parade	Mansfield
Feb 8	Krewe des Ambassadeurs Grand Bal	Shreveport
Feb 9	Bayou Mardi Gras Parade	New Iberia
Feb 16	Vivian Annual Black History Festival/ Parade	Vivian
Feb 17	Krewe of little Rascals Parade	Metairie
Feb 22-24	Family Gras	Metairie
Feb 22	Krewe of Hercules	Houma
Feb 28	Lighted Boat Parade	Lake Charles

## Message from OPSEC

**THE  
ADVERSARY  
HAS  
TWO FACES.**

**DON'T  
BE  
FOOLED.**

**PRACTICE OPSEC!**

**FEBRUARY 2019**