



LOUISIANA NATIONAL GUARD

PROTECT WHAT MATTERSSM

READY UNIT TARGETS (RUT)
READINESS COORDINATION MEETING (RCM)
& BATTALION RCM PROGRAM
-FISCAL YEAR 2022



Agenda

- FY22 RUT
- BN-Level RCM Backbriefs
- Readiness Coordination Meeting
- Knowledge Management Website



FY22 RUT

Changes from FY-21 RUT:

- Updated:
 - Total Attrition Loss Rate change to 13% or less
 - NCO E5-E9 Adjusted Vacancies less than 15%
 - Conduct ACFT familiarization until approved for record test. Upon approval test 100% reportable strength
 - Evaluations changed to %5 or less
- Added:
 - NCO Assigned Overstrength <5%
 - Company Grade Officer Overstrength <8%
 - Security Clearance: Compliance rate 95%; Incidence reporting (DA 5248R) 90%; Clearance initiated 90%
 - Submit Class I Requests 90-days prior to IDT/AT dates
 - LTOs and Turn-Ins in completed under 60-days
- Verbiage change to match RCM:
 - All DMOSQ to Total DMOSQ
 - IWQ: 85% of reportable
 - ABCP: 100% of reportable

LA ARNG FY2022 Ready Unit Targets

Personnel Readiness

- End-strength above 9,850 with all UICs over 100%
 - 256 IBCT: 3,636; 225 EN BDE: 2,230; 139 RSG: 2,165; SAC: 780; 61 TC: 305; 199 RGT: 130, JFHQ: 660
- Total Attrition Loss Rate of 13% or less
- True Retention Rate of 78% or greater
- Total NOVAL Pay less than 1%
- NCO E5-E9 Adjusted Vacancies less than 15%
- NCO Assigned Overstrength <5%
- Company Grade Officer Overstrength <8%
- Commissioned Officer O2-O3 Vacancies less than 20%
- MRC 1/2 Rate greater than 90% and MRC 4 Rate less than 2% with deployable strength above 90%
- Attain/maintain P2 or higher on CUSR

Training Readiness

- Total DMOSQ greater than 95% (excluding RSP)
- Qualify greater than 85% of reportable Soldiers on an individual weapon
- Conduct ACFT familiarization until approved for record test. Upon approval test 100% reportable strength
- Security Clearance: Compliance rate 95%; Incidence reporting (DA 5248R) 90%; Clearance initiated 90%
- Ensure 100% of reportable personnel conduct Weigh-in; greater than 70% pass weigh-in and body fat assessment; 100% not passing enroll in the ABCP
- Maintain effective attendance of greater than 95% at IDT/AT with 1% or less AWOL rate
- Attain/maintain T3 or higher on CUSR

Develop Competent Leaders

- Ship not less than 41 Candidates to Phase 1 OCS during FY22:
 - DRUs: 61 TC: 1; JFHQ: 1
 - BNs: 165, 773, 415, 205, 527, 528, 1-244, 2-108, 2-156, 3-156, 1-141, 199B5B, 769: 3 each
- Graduate not less than 15 Officers from OCS during FY22:
 - DRUs: 61 TC: 1; JFHQ: 1
 - BNs: 165, 773, 415, 205, 527, 528, 1-244, 2-108, 2-156, 3-156, 1-141, 199B5B, 769: 1 each
- Direct Commission 1 per BN: 165, 773, 415, 205, 527, 528, 1-244, 2-108, 2-156, 3-156, 1-141, 199B5B, 769
- Maintain 5% or less delinquent evaluations for OER, NCOER, and Tech evaluations

Resilient Force

- All units complete Unit Risk Inventory (URI)
- Maintain functioning Family Readiness Group in each unit

Logistical Readiness

- Maintain 90% or greater Surface FMC rate and 80% or greater Aviation FMC rate
- Complete 25% or greater schedule services during IDT/AT
- 100% of Cyclic/Sensitive Item inventories completed as required per AR 710-2 (table 2-2)
- Submit Class I Requests 90-days prior to IDT/AT dates
- FLIPLs initiated under 30-days and complete under 180-days from discovery of loss; LTOs and Turn-Ins in completed under 60-days
- Attain/maintain R1 on CUSR

All-Hazards Readiness

- Provide trained QRF/RRF Security Forces IAW established timelines
- Complete All-Hazards Specialized Training: Boat Operator, Parish LNO, Bus Driver, POD Mgr, ICS, PODIS Operator, RR Flagger



BN-Level RCM Backbrief

- Completed all 13 TOE BNs as of February 2022
- Will start again in May 2022 and add 61TC
- Hosted by the BN FTUS to the DJS
- AOs manage the brief but the Full Time BN Staff are the primary briefers
- M-day command teams may attend to receive but not to brief
- DRUs may attend to receive but not to brief
- The RCM serves as the base briefing
- The BN must also discuss best practices where they are excelling and be prepared to discuss their needs where there are challenges
- This is professional development and face time with the DJS



Readiness Coordination Meeting

- 1st Wednesday of every month
- Briefers: J1, J2, J3, J4, J8, SSO, RRC
- DJS sends notes to AOs usually the Monday following
- Saved on LAKO:
https://gko.portal.ng.mil/states/LA/J3/J3Files/015_Conferences_And_Boards/Meetings/DJS_STAFF_MTG/Readiness_Coordination_Meeting



Evaluations Delinquent NCOERs

(Goal ≤ 5%)

2021-2022	Nov	Dec	Jan	Delta	NCOs	% Delinq
JFHQ	5	7	3	-4	103	3%
RRC	5	6	4	-2	153	3%
MEDCOM	2	2	0	-2	31	0%
TNG SITE	1	3	2	-1	68	3%
139 RSG	8	22	12	-10	599	2%
139 RSG BN	8	13	6	-7	56	11%
415 MI BN	0	3	3	0	175	2%
773 MP BN	0	1	2	1	160	1%
165 CSS BN	0	5	1	-4	208	0%
204 TAOG	10	12	12	0	246	5%
204 TAOG BN	9	11	12	1	117	10%
1-244 AVN REG	1	1	0	-1	129	0%
225 EN BDE	41	60	63	3	607	10%
225 EN BDE BN	2	3	2	-1	45	4%
205 EN BN	24	31	28	-3	189	15%
527 EN BN	3	9	11	2	227	5%
528 EN BN	12	17	22	5	146	15%
256 INF BDE	18	62	56	-6	973	6%
256 BDE BN	3	10	16	6	60	27%
199 SPT BN	8	17	14	-3	100	14%
1-141 FA BN	2	10	4	-6	164	2%
2-108 CAV REG	3	9	9	0	139	6%
2-156 INF BN	0	5	1	-4	209	0%
3-156 INF BN	2	8	10	2	168	6%
769 BEB BN	0	3	2	-1	133	2%
61 TRP CMD	10	6	9	3	101	9%
199TH REG (RTI)	6	13	7	-6	97	7%
LA ARNG Total	106	193	168	-25	2978	6%
ANG	244	276	200	-76	1326	15%
State Total	350	469	368	-101	4304	9%



MRC 4

Goal < 2%

2021/2022	Feb	Mar	Apr	May	Jun	Jul	Aug	Sep	Oct	Nov	Dec	Jan	MRC4%
JFHQ	80	52	65	65	58	52	49	46	55	66	85	98	15.63
JFHQ	43	30	36	41	43	37	36	31	34	39	57	58	21.4
RRC	14	12	13	15	8	6	7	9	11	13	16	25	15.06
MEDCOM	4	4	8	5	5	6	4	4	3	4	1	4	4.26
TNG SITE	19	6	8	4	2	3	2	2	7	10	11	11	11.46
139RSG	99	116	122	147	86	66	63	58	89	107	96	103	6.02
139 RSG BN	6	6	11	15	10	10	9	4	3	4	5	7	6.31
415 MI BN	19	36	24	28	19	17	16	16	21	36	19	26	6.84
773 MP BN	50	30	41	43	20	10	12	11	33	22	21	22	4.01
165 CSS BN	24	44	46	61	37	29	26	27	32	45	51	48	7.15
204 TAOG	54	62	58	48	36	18	21	18	21	38	54	54	8.63
204 TAOG BN	39	40	28	32	26	9	11	8	12	30	35	35	12.37
1-244 AVN REG	15	22	30	16	10	9	10	10	9	8	19	19	5.54
225 EN BDE	129	100	108	94	117	73	71	80	83	75	79	139	7.93
225 EN BDE BN	8	6	4	5	7	4	4	2	3	4	5	6	5.5
205 EN BN	36	42	32	22	18	17	14	20	12	20	22	85	13.41
527 EN BN	74	32	55	52	78	42	39	37	46	34	36	34	5.7
528 EN BN	11	20	17	15	14	10	14	21	22	17	16	14	3.39
256 INF BDE	155	220	203	197	153	130	150	137	176	164	346	326	10.42
256 BDE BN	8	9	26	17	8	8	8	8	8	8	16	16	14.41
199 SPT BN	14	19	21	14	10	8	7	9	14	13	22	21	6.34
1-141 FA BN	49	53	26	24	24	18	25	13	19	23	33	41	7.27
2-108 CAV REG	10	13	28	25	16	16	16	15	19	24	27	22	5.82
2-156 INF BN	21	62	30	20	23	21	19	19	21	19	111	61	9.87
3-156 INF BN	31	43	36	58	38	38	43	43	62	37	65	78	13.47
769 BEB BN	22	21	36	39	34	21	35	30	33	40	72	87	13.09
61 TRP CMD	13	11	5	8	12	3	3	7	9	17	17	20	7.25
199TH REG (RTI)	5	3	4	3	3	0	1	2	8	3	3	0	0
TOTALS	535	564	565	562	465	342	358	348	441	470	680	740	8.98

Medical Readiness

Codes:

- **MRC4** – Medically Intermediate (Expired PHA/ Dental Exam)/ Deployable

Analysis/Key Points

- **Highlighted Light Green:** Tier 1 PHA event during reported month
- **Highlighted Light Blue:** SRP event during reported month



PROTECT WHAT MATTERSSM

OCS Metrics

	FY22 Goals		Current Candidates							FY22 Shipped			FY22 Graduate							
	FY22 Ship Goal	FY22 Grad Goal	62 Traditional			63A Winter Accelerated			Total Current Candidates	63B Summer Accelerated			Total Projected Candidates	FY22 Ship Total	FY22 Ship Goal Delta	FY22 Grad Total	FY22 Grad Goal Delta			
			Candidate Status			Candidate Status				Packet Status										
			FY21 Shipped	Current Enrolled	FY22 Grad	FY22 Shipped	Current Enrolled	FY22 Grad		G	A	R						G	A	R
256 IN BDE	18	6	8	8	0	2	2	0	10	0	0	2	0	0	8	10	2	-16	0	-6
HHC	0	0	1	1	0	0	0	0	1	0	0	0	0	0	0	0	0	0	0	0
2-108	3	1	0	0	0	0	0	0	0	0	0	0	0	0	3	3	0	-3	0	-1
2-156	3	1	2	3	0	1	1	0	3	0	0	0	0	0	1	1	1	-2	0	-1
3-156	3	1	1	1	0	0	0	0	1	0	0	0	0	0	0	0	0	-3	0	-1
1-141	3	1	2	1	0	0	0	0	1	0	0	1	0	0	0	1	0	-3	0	-1
199 BSB	3	1	2	2	0	0	0	0	2	0	0	1	0	0	4	5	0	-3	0	-1
769 BEB	3	1	0	0	0	1	1	0	0	0	0	0	0	0	0	0	1	-2	0	-1
225 EN BDE	9	3	6	3	0	4	4	0	7	0	0	1	0	0	1	2	4	-5	0	-3
HHC	0	0	0	0	0	0	0	0	0	0	0	0	0	0	0	0	0	0	0	0
205	3	1	5	3	0	4	4	0	3	0	0	1	0	0	0	1	4	+1	0	-1
527	3	1	1	0	0	0	0	0	0	0	0	0	0	0	1	1	0	-3	0	-1
528	3	1	0	0	0	0	0	0	0	0	0	0	0	0	0	0	0	-3	0	-1
139 RSG	9	3	8	5	0	0	0	0	5	0	0	1	0	0	3	4	0	-9	0	-3
HHD	0	0	0	0	0	0	0	0	0	0	0	0	0	0	0	0	0	0	0	0
165	3	1	4	1	0	0	0	0	1	0	0	0	0	0	2	2	0	-3	0	-1
773	3	1	0	1	0	0	0	0	1	0	0	0	0	0	0	0	0	-3	0	-1
415	3	1	4	3	0	0	0	0	3	0	0	1	0	0	1	2	0	-3	0	-1
SAC	3	1	0	0	0	1	1	0	1	0	0	1	0	0	0	1	1	-2	0	-1
1-244	3	1	0	0	0	1	1	0	0	0	0	1	0	0	0	1	1	-2	0	-1
61 TRP CMD	2	1	0	0	0	1	1	0	1	0	0	1	0	0	0	1	1	-1	0	-1
JFHQ-LA	1	1	0	0	0	0	0	0	0	0	0	0	1	0	0	1	0	-1	0	-1
199 REG	1	1	1	0	0	0	0	0	0	0	0	0	0	0	0	0	0	-1	0	-1
TOTAL	43	16	23	16	0	8	8	0	24	0	0	6	1	0	12	19	8	-35	0	-16



139th RSG Retention Update

139 REGIONAL SUPPORT GROUP										
RETENTION RATE as of:			28-Jan-22	OVERALL RETENTION STATUS FY22				EXT REQUIRED TO ATTAIN 78% as of:		28-Jan-22
	# ELIGIBLE REENLIST FYTD	# EXTENDED FYTD	CURRENT RETENTION RATE		TOTAL # ELIGIBLE FY22	TOTAL # REENLIST FY22	REENLIST PERCENT FY22		# ELIGIBLE NOT REENLISTED	# REQUIRED TO MEET 78%
139 RSG	153	112	73.2%	139 RSG	506	253	50.0%	139 RSG	212	142
IC 139 SUPPORT GROUP	6	6	100.0%	IC 139 SUPPORT GROUP	11	9	81.8%	IC 139 SUPPORT GROUP	2	0
156 ARMY BAND	3	3	100.0%	156 ARMY BAND	9	3	33.3%	156 ARMY BAND	6	5
DET 1 156 ARMY BAND	3	3	100.0%	DET 1 156 ARMY BAND	5	3	60.0%	DET 1 156 ARMY BAND	2	1
415th MI BN	39	31	79.5%	415th MI BN	145	73	50.3%	415th MI BN	64	41
HHD 415 MI BN (I)	0	0	0.0%	HHD 415 MI BN (I)	10	2	20.0%	HHD 415 MI BN (I)	8	6
415 MI CO	1	1	100.0%	415 MI CO	5	1	20.0%	415 MI CO	4	3
DET 1 415 MI CO	3	3	100.0%	DET 1 415 MI CO	9	6	66.7%	DET 1 415 MI CO	3	2
415 MI DET	1	1	100.0%	415 MI DET	7	4	57.1%	415 MI DET	3	2
CO B 136 EXP SIG BN (-)	9	6	66.7%	CO B 136 EXP SIG BN (-)	24	14	58.3%	CO B 136 EXP SIG BN (-)	7	5
T 1 CO B 136 EXP SIG BN	1	0	0.0%	T 1 CO B 136 EXP SIG BN	13	6	46.2%	T 1 CO B 136 EXP SIG BN	6	5
756 MED CO (AREA SPT)	8	7	87.5%	756 MED CO (AREA SPT)	28	17	60.7%	756 MED CO (AREA SPT)	10	5
3673 MAINT CO (-)	11	9	81.8%	3673 MAINT CO (-)	31	16	51.6%	3673 MAINT CO (-)	13	9
DET 1 3673 MAINT CO	5	4	80.0%	DET 1 3673 MAINT CO	18	7	38.9%	DET 1 3673 MAINT CO	10	8
773rd MP BN	49	33	67.3%	773rd MP BN	165	75	45.5%	773rd MP BN	74	54
HHD 773 MP BN	3	1	33.3%	HHD 773 MP BN	11	4	36.4%	HHD 773 MP BN	5	5
39 MP CO (-)	18	12	66.7%	39 MP CO (-)	44	23	52.3%	39 MP CO (-)	15	12
DET 1 39 MP CO	1	1	100.0%	DET 1 39 MP CO	1	1	100.0%	DET 1 39 MP CO	0	0
239 MP CO (-)	11	7	63.6%	239 MP CO (-)	38	22	57.9%	239 MP CO (-)	12	8
DET 1 239 MP CO	4	2	50.0%	DET 1 239 MP CO	13	6	46.2%	DET 1 239 MP CO	5	5
2228 MP CO (-)	9	7	77.8%	2228 MP CO (-)	45	13	28.9%	2228 MP CO (-)	30	23
DET 1 2228 MP CO	3	3	100.0%	DET 1 2228 MP CO	13	6	46.2%	DET 1 2228 MP CO	7	5
165 CSSB	53	36	67.9%	165 CSSB	171	90	52.6%	165 CSSB	64	44
HHC 165 CSS BN	3	3	100.0%	HHC 165 CSS BN	12	9	75.0%	HHC 165 CSS BN	3	1
1083 TRANS CO (-)	8	8	100.0%	1083 TRANS CO (-)	32	23	71.9%	1083 TRANS CO (-)	9	2
DET 1 1083 TRANS CO	4	4	100.0%	DET 1 1083 TRANS CO	14	10	71.4%	DET 1 1083 TRANS CO	4	1
1084 TRANS CO (-)	15	9	60.0%	1084 TRANS CO (-)	35	13	37.1%	1084 TRANS CO (-)	16	15
1086 TRANS CO (-)	8	4	50.0%	1086 TRANS CO (-)	23	9	39.1%	1086 TRANS CO (-)	10	9
DET 1 1086 TRANS CO	0	0	0.0%	DET 1 1086 TRANS CO	4	1	25.0%	DET 1 1086 TRANS CO	3	3
DET 2 1086 TRANS CO	3	1	33.3%	DET 2 1086 TRANS CO	12	3	25.0%	DET 2 1086 TRANS CO	7	7
1087 TRANS CO (-)	7	4	57.1%	1087 TRANS CO (-)	27	17	63.0%	1087 TRANS CO (-)	7	5
DET 1 1087 TRANS CO	5	3	60.0%	DET 1 1087 TRANS CO	12	5	41.7%	DET 1 1087 TRANS CO	5	5



J2 Security Clearance Readiness (95%)

Currently: 92% State

SEC CLR	Reporting	FEB	MAR	APR	MAY	JUN	JUL	AUG	SEP	OCT	NOV	DEC	JAN	% DELQ	
JFHQ	232	6	8	8	8	7	7	6	6	6	4	3	3	99% ↔	
TRN CTR	89	8	8	9	10	12	11	10	9	8	8	7	7	92% ↔	
MEDCOM	91	8	9	8	8	10	9	8	9	9	10	10	10	89% ↔	
RRC	1060	4	4	4	5	4	3	3	3	2	154	149	117	89% ↑	
139TH	1915	185	208	207	211	217	198	193	197	188	156	159	164	91% ↓	
	139	126	9	9	9	8	7	6	7	12	13	5	4	4	97%
	415	506	48	48	59	59	58	58	64	56	51	48	50	52	90%
	773	588	34	34	33	35	40	38	37	38	38	35	36	38	94%
	165	695	103	126	115	109	112	96	85	91	86	68	69	70	90%
204TH	697	46	46	55	50	51	46	51	46	44	32	31	33	95% ↔	
	204	336	18	18	20	18	21	15	19	20	15	10	10	10	97%
	1-244	361	28	28	35	32	30	31	32	26	29	22	21	23	94%
225th	2034	245	249	239	214	229	217	215	218	206	176	178	169	92% ↑	
	HHC 225	125	4	1	0	1	4	4	4	9	13	1	2	3	98%
	205	647	122	109	93	86	93	97	93	91	87	71	73	68	89%
	527	702	61	68	80	69	74	68	68	61	63	62	62	62	91%
	528	560	58	71	66	58	58	48	50	50	45	41	41	36	↑ 94%
256TH	3306	203	257	272	264	302	308	303	308	293	246	255	249	92% ↔	
	HHC 256	152	5	5	5	5	6	6	6	8	6	8	9	9	↓ 94%
	199	331	24	24	24	24	25	25	26	27	26	22	23	20	↑ 94%
	1-141	557	53	53	61	59	66	64	61	64	61	45	48	49	91%
	2-108	492	44	47	50	46	46	48	47	46	43	46	46	46	91%
	2-156	711	50	51	55	54	67	69	67	66	64	54	55	55	92%
	3-156	567	0	49	50	47	54	57	52	53	54	43	45	40	↑ 93%
	769	496	27	28	27	29	38	39	44	44	39	28	29	30	94%
61	297	24	23	22	23	29	26	27	25	26	21	22	22	93% ↑	
199	136	14	13	13	14	13	12	12	11	11	11	10	11	92% ↔	
TOTAL	9857	743	825	837	807	874	837	828	832	793	818	824	785	↔ 92%	

Legend	
No Change	↔
DECREASE READINESS	↓
INCREASE READINESS	↑



ACFT

DRU	Reportable	# Taken	% Admin	Total Pass	Total Fail	Total % Pass	Female			Male		
							# Admin.	# Pass	% Pass	# Admin.	# Pass	% Pass
225 EN BDE	1986	1,983	99.8%	1241	742	62.58%	379	121	31.9%	1604	1120	69.8%
225 EN HHC	111	150	135.1%	90	60	60.00%	36	14	38.9%	114	76	66.7%
205 EN BN	613	648	105.7%	399	249	61.57%	125	41	32.8%	523	358	68.5%
527 EN BN	705	737	104.5%	494	243	67.03%	130	45	34.6%	607	449	74.0%
528 EN BN	557	448	80.4%	258	190	57.59%	88	21	23.9%	360	237	65.8%
256 IN BDE	3352	2281	68.0%	1299	982	56.95%	503	125	24.9%	1778	1174	66.0%
256 IN HHC	178	33	18.5%	19	14	57.58%	13	3	23.1%	20	16	80.0%
2-156 IN BN	727	507	69.7%	350	157	69.03%	91	25	27.5%	416	325	78.1%
3-156 IN BN	559	325	58.1%	226	99	69.54%	42	14	33.3%	283	212	74.9%
1-141 FA BN	538	351	65.2%	191	160	54.42%	91	26	28.6%	260	165	63.5%
2-108 CAV SQDN	498	396	79.5%	203	193	51.26%	45	8	17.8%	351	195	55.6%
769 BEB	507	427	84.2%	209	218	48.95%	125	36	28.8%	302	173	57.3%
199 BSB	345	242	70.1%	101	141	41.74%	96	13	13.5%	146	88	60.3%
139 RSG	1845	1271	68.9%	660	611	51.93%	343	93	27.1%	928	567	61.1%
139 RSG BN	120	123	102.5%	83	40	67.48%	33	9	27.3%	90	74	82.2%
415 MI BN	480	175	36.5%	92	83	52.57%	52	16	30.8%	123	76	61.8%
773 MP BN	577	570	98.8%	299	271	52.46%	124	34	27.4%	446	265	59.4%
165 CSSB	668	403	60.3%	186	217	46.15%	134	34	25.4%	269	152	56.5%
204 TAOG	644	331	51.4%	217	114	65.56%	51	13	25.5%	280	204	72.9%
204 TAOG BN	298	150	50.3%	84	66	56.00%	26	5	19.2%	124	79	63.7%
1-244 AVN REG	346	181	52.3%	133	48	73.48%	25	8	32.0%	156	125	80.1%
61 TRP CMD	282	143	50.7%	87	56	60.84%	31	8	25.8%	112	79	70.5%
RRC	1236	113	9.1%	101	12	89.38%	20	31	155.0%	93	70	75.3%
199 REG (RTI)	129	41	31.8%	26	15	63.41%	5	2	40.0%	36	24	66.7%
JFHQ	400	157	39.3%	76	81	48.41%	45	8	17.8%	112	68	60.7%
Total	9874	6320	64.0%	3707	2613	58.66%	1377	401	29.1%	4943	3306	66.9%



PROTECT WHAT MATTERSSM

Food Service Actions

FEB 22 (60)							
256 IBCT	HQ 256	HHC					
	1-141	HFB	A	B	C	F 199	
	2-108	HHT	A	B	C	D 199	
	2-156	HHC	A	B	C	D	G 199
	3-156	HHC	A	B	C	D	H 199
	769	HHC	A	B	C	D	E 199
	199	HHC	A	B	C		

225 BN BDE	HQ 910	HHC 225	1020	844	DET 1 B 1-244	F 1-171	G 2-238	DET 1 C 1-114	DET 2 B 834
	DET 1 910	HHC 205	1021	843	FSC 205	DET 1 843	DET 1 2225		
	DET 2 910	HHC 527	FSC 527	DET 1 844	DET 1 1022				
	DET 3 910	HHC 528	FSC 528	1023	DET 1 1023	DET 2 1023	1022	DET 1 1020	830 *DET 1 39
	DET 4 910	922	DET 1 922	832					
	DET 5 910	DET 1 1021	1-244	HHC 204	DET 7 A 2-641	DET 1 D 2-151	F 1-169		

139 RSG	HQ 916	HHD 139	DET 1 239	DET 1 415	3673	DET 1 1087	*2225			
	DET 1 916	HHD 415	756	B 136	1087	239	1084	DET 1 2228	A 415	B 415
	DET 2 916	HHD 773	2228	DET 1 3673	DET 1 1083	1086	DET 1 1086	DET 2 1086		
	DET 3 916	HHC 165	156	39	DET 1 39	DET 1 B 136	1083	DET 1 139		

RRC	RRB	DET 2 A	DET 3 A	DET 5 B	DET 6 B	DET 7 B	DET 9 C	DET 10 C	DET 11 C
-----	-----	---------	---------	---------	---------	---------	---------	----------	----------

61 TC	HQ 61	HHD	926	927	241	178
----------	-------	-----	-----	-----	-----	-----

199 REG	HQ 199	HHD		
	2 BN	OCS	MOD	

JFHQ -LA	JFHQ	JFHQ	JFHQ DET
	TNG SITE	TNG CTR	DET 2
	MEDCOM	DET 1	DET 2

MAR 22 (90)							
256 IBCT	HQ 256	HHC					
	1-141	HFB	A	B	C	F 199	
	2-108	HHT	A	B	C	D 199	
	2-156	HHC	A	B	C	D	G 199
	3-156	HHC	A	B	C	D	H 199
	769	HHC	A	B	C	D	E 199
	199	HHC	A	B	C		

225 BN BDE	HQ 910	HHC 225	1020	844	DET 1 B 1-244	F 1-171	G 2-238	DET 1 C 1-114	DET 2 B 834	DET 1 769
	DET 1 910	HHC 205	1021	843	FSC 205	DET 1 843	DET 1 2225			
	DET 2 910	HHC 527	FSC 527	DET 1 844	DET 1 1022					
	DET 3 910	HHC 528	FSC 528	1023	DET 1 1023	DET 2 1023	1022	DET 1 1020	830	*DET 1 39
	DET 4 910	922	DET 1 922	832						
	DET 5 910	DET 1 1021	1-244	HHC 204	DET 7 A 2-641	DET 1 D 2-151	F 1-169			

139 RSG	HQ 916	HHD 139	DET 1 239	DET 1 415	3673	DET 1 1087	*2225			
	DET 1 916	HHD 415	756	B 136	1087	239	1084	DET 1 2228	A 415	B 415
	DET 2 916	HHD 773	2228	DET 1 3673	DET 1 1083	1086	DET 1 1086	DET 2 1086		
	DET 3 916	HHC 165	156	39	DET 1 39	DET 1 B 136	1083	DET 1 139		

RRC	RRB	DET 2 A	DET 3 A	DET 5 B	DET 6 B	DET 7 B	DET 9 C	DET 10 C	DET 11 C
-----	-----	---------	---------	---------	---------	---------	---------	----------	----------

61 TC	HQ 61	HHD	926	927	241	178
----------	-------	-----	-----	-----	-----	-----

199 REG	HQ 199	HHD		
	2 BN	OCS	MOD	

JFHQ -LA	JFHQ	JFHQ	JFHQ DET
	TNG SITE	TNG CTR	DET 2
	MEDCOM	DET 1	DET 2

APR 22							
256 IBCT	HQ 256	HHC					
	1-141	HFB	A	B	C	F 199	
	2-108	HHT	A	B	C	D 199	
	2-156	HHC	A	B	C	D	G 199
	3-156	HHC	A	B	C	D	H 199
	769	HHC	A	B	C	D	E 199
	199	HHC	A	B	C		

225 BN BDE	HQ 910	HHC 225	1020	844	DET 1 B 1-244	F 1-171	G 2-238	DET 1 C 1-114	DET 2 B 834
	DET 1 910	HHC 205	1021	843	FSC 205	DET 1 843	DET 1 2225		
	DET 2 910	HHC 527	FSC 527	DET 1 844	DET 1 1022				
	DET 3 910	HHC 528	FSC 528	1023	DET 1 1023	DET 2 1023	1022	DET 1 1020	830 *DET 1 39
	DET 4 910	922	DET 1 922	832					
	DET 5 910	DET 1 1021	1-244	HHC 204	DET 7 A 2-641	DET 1 D 2-151	F 1-169		

139 RSG	HQ 916	HHD 139	DET 1 239	DET 1 415	3673	DET 1 1087	*2225			
	DET 1 916	HHD 415	756	B 136	1087	239	1084	DET 1 2228	A 415	B 415
	DET 2 916	HHD 773	2228	DET 1 3673	DET 1 1083	1086	DET 1 1086	DET 2 1086		
	DET 3 916	HHC 165	156	39	DET 1 39	DET 1 B 136	1083	DET 1 139		

RRC	RRB	DET 2 A	DET 3 A	DET 5 B	DET 6 B	DET 7 B	DET 9 C	DET 10 C	DET 11 C
-----	-----	---------	---------	---------	---------	---------	---------	----------	----------

61 TC	HQ 61	HHD	926	927	241	178
----------	-------	-----	-----	-----	-----	-----

199 REG	HQ 199	HHD		
	2 BN	OCS	MOD	

JFHQ -LA	JFHQ	JFHQ	JFHQ DET
	TNG SITE	TNG CTR	DET 2
	MEDCOM	DET 1	DET 2

APPROVED (30-60) DAYS

NO REQUEST ENTERED

PENDING FUNDS

APPROVAL NOT REQUIRED



PROTECT WHAT MATTERSSM

FLIPLS (J4)

FY 21/22	21-Feb	21-Mar	21-Apr	21-May	21-Jun	21-Jul	21-Aug	21-Sep	21-Oct	21-Nov	21-Dec	22-Jan
JFHQ-LA	21	4	8	8	9	9		15	14	20	20	21
TNG SITE	0	0	0	0	0	0		1	8	3	1	1
LANG-J4	0	0	0	0	0	0		0	0	0	0	0
RRB	20	11	17	19	23	15		10	9	5	1	1
139 RSG	35	38	41	49	42	35		31	27	33	45	38
HQ 139 RSG	6	5	6	6	6	6		6	6	6	6	3
415 MI BN	1	2	3	4	1	3		3	1	0	1	0
773 MP BN	3	5	7	9	8	7		5	10	13	16	15
165 CSS BN	25	26	25	30	27	19		17	10	14	22	20
204 TAOG	9	8	11	11	4	3		3	5	6	7	6
HQ 204 TAOG	4	5	6	6	1	1		2	3	3	4	4
1-244 AHB	5	3	5	5	3	2		1	2	3	3	2
225 EN BDE	29	31	19	18	15	14		13	18	17	22	20
HQ 225 EN	3	4	2	2	1	1		1	1	0	0	0
205 EN BN	9	9	4	7	8	7		5	6	5	5	7
527 EN BN	3	5	5	3	2	2		5	6	6	6	5
528 EN BN	14	13	8	6	4	4		2	5	6	11	8
256 IBCT	45	86	52	56	45	36		28	22	18	21	32
HQ 256 BCT	11	70	10	14	9	8		3	2	2	4	4
199 BSB	4	3	12	9	11	7		8	4	3	4	6
1-141 FA BN	5	2	4	4	4	5		8	8	5	4	8
2-108 CAV	9	2	12	15	10	7		4	5	5	6	10
2-156 IN BN	0	0	2	2	2	2		0	1	1	1	1
3-156 IN BN	8	7	7	6	4	1		2	1	2	2	3
769 BEB	8	2	5	6	5	6		3	1	0	0	0
61 TRP CMD	8	5	6	6	8	9		6	7	3	4	6
199 REG (RTI)	0	2	2	2	2	2		2	2	2	1	2
Totals	167	184	156	169	148	123		108	112	107	122	127

Data Unavailable

FY 21/22	21-Feb	21-Mar	21-Apr	21-May	21-Jun	21-Jul	21-Aug	21-Sep	21-Oct	21-Nov	21-Dec	22-Jan
JFHQ-LA	5	2	2	2	2	4		15	14	20	20	21
TNG SITE	0	0	0	0	0	0		1	8	3	1	1
LANG-J4	0	0	0	0	0	0		0	0	0	0	0
RRB	3	4	0	1	2	1		10	9	5	1	1
139 RSG	21	15	11	10	10	9		31	27	33	45	38
HQ 139 RSG	4	4	4	4	4	4		6	6	6	6	3
415 MI BN	0	2	0	0	0	0		3	1	0	1	0
773 MP BN	0	0	0	0	0	0		5	10	13	16	15
165 CSS BN	17	9	7	6	6	5		17	10	14	22	20
204 TAOG	1	1	4	5	1	0		3	5	6	7	6
HQ 204 TAOG	0	0	2	3	0	0		2	3	3	4	4
1-244 AHB	1	1	2	2	1	0		1	2	3	3	2
225 EN BDE	6	9	4	3	2	2		13	18	17	22	20
HQ 225 EN	1	2	1	1	0	0		1	1	0	0	0
205 EN BN	3	3	0	0	1	0		5	6	5	5	7
527 EN BN	0	1	1	0	0	0		5	6	6	6	5
528 EN BN	2	3	2	2	1	2		2	5	6	11	8
256 IBCT	7	5	10	13	11	10		3	2	2	4	4
HQ 256 BCT	2	2	4	5	4	4		8	4	3	4	6
199 BSB	1	1	1	2	3	2		8	4	3	4	6
1-141 FA BN	2	1	1	1	1	1		8	8	5	4	8
2-108 CAV	1	0	1	0	0	0		4	5	5	6	10
2-156 IN BN	0	0	0	0	0	0		0	1	1	1	1
3-156 IN BN	1	0	2	3	1	1		2	1	2	2	3
769 BEB	0	1	1	2	2	2		3	1	0	0	0
61 TRP CMD	1	1	1	1	3	4		6	7	3	4	6
199 REG (RTI)	0	1	0	0	0	0		2	2	2	1	2
Totals	44	38	32	35	31	30		108	112	107	122	127

Data Unavailable

FY 21/22	21-Feb	21-Mar	21-Apr	21-May	21-Jun	21-Jul	21-Aug	21-Sep	21-Oct	21-Nov	21-Dec	22-Jan
JFHQ-LA	5	0	0	2	2	0		5	1	3	1	1
TNG SITE	0	0	0	0	0	0		0	2	0	1	0
LANG-J4	0	0	0	0	0	0		0	0	0	0	0
RRB	2	1	2	1	1	1		2	1	0	1	0
139 RSG	1	6	4	2	0	3		4	4	3	5	3
HQ 139 RSG	0	1	0	0	0	2		0	0	0	0	0
415 MI BN	0	0	0	0	0	1		1	0	0	0	0
773 MP BN	0	0	0	0	0	0		2	3	2	2	2
165 CSS BN	1	5	4	2	0	0		1	1	1	3	1
204 TAOG	2	5	3	1	0	1		1	0	0	1	1
HQ 204 TAOG	1	4	2	0	0	0		0	0	0	0	1
1-244 AHB	1	1	1	1	0	1		1	0	0	1	0
225 EN BDE	4	8	2	3	2	2		0	0	0	0	0
HQ 225 EN	1	2	0	0	0	0		0	0	0	0	0
205 EN BN	1	2	0	0	1	2		0	0	0	0	0
527 EN BN	0	0	1	1	0	0		0	0	0	0	0
528 EN BN	2	4	1	2	1	0		0	0	0	0	0
256 IBCT	6	12	9	12	10	9		3	4	2	1	2
HQ 256 BCT	2	7	3	2	1	1		1	1	0	0	0
199 BSB	0	0	1	1	3	2		2	2	1	0	0
1-141 FA BN	0	0	0	1	1	1		0	1	0	0	0
2-108 CAV	0	0	2	7	5	4		0	0	1	1	1
2-156 IN BN	0	0	0	0	0	0		0	0	0	0	0
3-156 IN BN	3	4	2	1	0	0		0	0	0	0	1
769 BEB	1	1	1	0	0	1		0	0	0	0	0
61 TRP CMD	1	1	0	1	2	1		3	0	0	0	1
199 REG (RTI)	0	0	0	0	0	0		2	1	1	0	0
Totals	21	33	20	22	17	17		20	13	9	10	8

Data Unavailable

Active FLIPLs

180-239 Days Old

240+ Days Old

Process Segments			
Initiator	75 Days	240 Days	Timeline stops upon Approving Authority final signature.
Responsible Officer			
BN Reviewer			
Appointing Authority	85 Days		
Accountable Officer			
Financial Liability Officer			
Approving Authority	80 Days		
Staff Judge Advocate			
Brigade S4 should assign inquiry number and guide the investigation once at the Approving Authority level			
USPFO Reviewer	306		
USPFO	Review Only (No Timeline)		



PROTECT WHAT MATTERSSM

Lateral Transfers (60 and 90 Days Past Suspense Date)

Lateral Transfers 60 Days Past Suspense Date

FY 21/22	21-Feb	21-Mar	21-Apr	21-May	21-Jun	21-Jul	21-Aug	21-Sep	21-Oct	21-Nov	21-Dec	22-Jan
JFHQ-LA	0	0	0	0	0	0	0	0	0	0	0	0
LANG-J4	0	0	0	0	0	0	0	0	0	0	0	0
TRNG SITE	0	0	0	0	0	0	0	0	0	0	0	0
139 RSG	0	0	0	0	0	1	1	1	0	14	0	0
HQ 139 RSG	0	0	0	0	0	0	0	0	0	1	0	0
415 MI BN	0	0	0	0	0	0	1	1	0	3	0	0
773 MP BN	0	0	0	0	0	1	0	0	0	1	0	0
165 CSS BN	0	0	0	0	0	0	0	0	0	9	0	0
204 TAOG	0	0	0	0	0	0	0	0	0	0	0	0
HQ 204 TAOG	0	0	0	0	0	0	0	0	0	0	0	0
1-244 ARB	0	0	0	0	0	0	0	0	0	0	0	0
225 EN BDE	0	0	0	0	0	2	0	1	0	2	0	0
HQ 225 EN	0	0	0	0	0	0	0	0	0	0	0	0
205 EN BN	0	0	0	0	0	0	0	0	0	1	0	0
527 EN BN	0	0	0	0	0	0	0	0	0	0	0	0
528 EN BN	0	0	0	0	0	2	0	1	0	1	0	0
256 IBCT	0	0	0	0	0	3	0	0	1	2	0	0
HQ 256 BCT	0	0	0	0	0	0	0	0	0	0	0	0
199 BSB	0	0	0	0	0	0	0	0	0	0	0	0
1-141 FA BN	0	0	0	0	0	0	0	0	0	0	0	0
2-108 CAV	0	0	0	0	0	0	0	0	0	0	0	0
2-156 IN BN	0	0	0	0	0	1	0	0	0	1	0	0
3-156 IN BN	0	0	0	0	0	2	0	0	1	1	0	0
769 BEB	0	0	0	0	0	0	0	0	0	0	0	0
61 TRP CMD	0	0	0	0	0	0	0	0	1	7	0	0
199 REG (RTI)	0	0	0	0	0	0	0	0	0	0	0	0
Totals	0	0	0	0	0	6	1	2	2	25	0	0

Lateral Transfers 90 Days Past Suspense Date

FY 21/22	21-Feb	21-Mar	21-Apr	21-May	21-Jun	21-Jul	21-Aug	21-Sep	21-Oct	21-Nov	21-Dec	22-Jan
JFHQ-LA	0	0	0	0	0	0	0	0	0	0	2	0
LANG-J4	0	0	0	0	0	0	0	0	0	0	0	0
TRNG SITE	0	0	0	0	0	0	0	0	0	0	0	1
139 RSG	0	0	0	0	0	5	1	1	2	1	8	2
HQ 139 RSG	0	0	0	0	0	0	0	0	0	0	0	1
415 MI BN	0	0	0	0	0	2	1	1	2	1	0	0
773 MP BN	0	0	0	0	0	0	0	0	0	0	5	0
165 CSS BN	0	0	0	0	0	3	0	0	0	0	2	2
204 TAOG	0	0	0	0	0	0	0	0	0	0	0	0
HQ 204 TAOG	0	0	0	0	0	0	0	0	0	0	0	0
1-244 ARB	0	0	0	0	0	0	0	0	0	0	0	0
225 EN BDE	0	0	0	0	0	1	2	2	3	3	2	1
HQ 225 EN	0	0	0	0	0	0	0	0	0	0	0	0
205 EN BN	0	0	0	0	0	0	0	0	0	0	0	0
527 EN BN	0	0	0	0	0	0	0	0	0	0	0	0
528 EN BN	0	0	0	0	0	1	2	2	3	3	2	1
256 IBCT	0	0	0	0	0	2	4	4	3	3	3	1
HQ 256 BCT	0	0	0	0	0	0	0	0	0	0	0	0
199 BSB	0	0	0	0	0	0	1	0	0	0	0	0
1-141 FA BN	0	0	0	0	0	0	0	0	0	0	0	0
2-108 CAV	0	0	0	0	0	0	0	0	0	0	0	0
2-156 IN BN	0	0	0	0	0	0	0	0	0	0	0	0
3-156 IN BN	0	0	0	0	0	1	3	3	2	2	2	0
769 BEB	0	0	0	0	0	1	0	1	1	1	1	1
61 TRP CMD	0	0	0	0	0	2	2	2	2	2	4	0
199 REG (RTI)	0	0	0	0	0	0	0	0	0	0	1	0
Totals	0	0	0	0	0	10	9	9	10	9	20	5

60 Days Past Suspense Date

90 Days Past Suspense Date

State Total Past Suspense Date



PROTECT WHAT MATTERSSM

Turn-Ins (60 and 90 Days Past Suspense Date)

Turn Ins 60 Days Past Suspense Date

FY 21/22	21-Feb	21-Mar	21-Apr	21-May	21-Jun	21-Jul	21-Aug	21-Sep	21-Oct	21-Nov	21-Dec	22-Jan
JFHQ-LA	0	0	0	0	0	0	0	0	0	1	0	0
LANG-J4	0	0	0	0	0	0	0	0	0	1	0	0
TRNG SITE	0	0	0	0	0	0	0	0	0	0	0	0
139 RSG	0	0	0	0	0	2	0	0	0	4	0	0
HQ 139 RSG	0	0	0	0	0	0	0	0	0	0	0	0
415 MI BN	0	0	0	0	0	1	0	0	0	1	0	0
773 MP BN	0	0	0	0	0	0	0	0	0	3	0	0
165 CSS BN	0	0	0	0	0	1	0	0	0	0	0	0
204 TAOG	0	0	0	0	0	0	0	0	0	0	0	0
HQ 204 TAOG	0	0	0	0	0	0	0	0	0	0	0	0
1-244 AHB	0	0	0	0	0	0	0	0	0	0	0	0
225 EN BDE	0	0	0	0	0	0	0	0	0	0	0	0
HQ 225 EN	0	0	0	0	0	0	0	0	0	0	0	0
205 EN BN	0	0	0	0	0	0	0	0	0	0	0	0
527 EN BN	0	0	0	0	0	0	0	0	0	0	0	0
528 EN BN	0	0	0	0	0	0	0	0	0	0	0	0
256 IBCT	0	0	0	0	0	1	4	3	1	1	0	0
HQ 256 BCT	0	0	0	0	0	0	0	0	0	0	0	0
199 BSB	0	0	0	0	0	0	0	0	0	0	0	0
1-141 FA BN	0	0	0	0	0	0	0	0	0	0	0	0
2-108 CAV	0	0	0	0	0	0	1	0	0	0	0	0
2-156 IN BN	0	0	0	0	0	0	0	0	0	0	0	0
3-156 IN BN	0	0	0	0	0	0	0	2	1	0	0	0
769 BEB	0	0	0	0	0	1	3	1	0	1	0	0
61 TRP CMD	0	0	0	0	0	0	0	0	0	0	0	0
199 REG (RTI)	0	0	0	0	0	0	0	0	0	0	0	0
Totals	0	0	0	0	0	3	4	3	1	7	0	0

Turn Ins 90 Days Past Suspense Date

FY 21/22	21-Feb	21-Mar	21-Apr	21-May	21-Jun	21-Jul	21-Aug	21-Sep	21-Oct	21-Nov	21-Dec	22-Jan
JFHQ-LA	0	0	0	0	0	1	0	1	1	1	2	1
LANG-J4	0	0	0	0	0	0	0	0	0	0	1	1
TRNG SITE	0	0	0	0	0	0	0	0	0	0	0	0
139 RSG	0	0	0	0	0	3	2	2	1	1	5	3
HQ 139 RSG	0	0	0	0	0	0	0	0	0	0	0	0
415 MI BN	0	0	0	0	0	0	1	0	1	1	2	0
773 MP BN	0	0	0	0	0	1	1	2	0	0	3	3
165 CSS BN	0	0	0	0	0	2	0	0	0	0	0	0
204 TAOG	0	0	0	0	0	0	0	0	0	0	0	0
HQ 204 TAOG	0	0	0	0	0	0	0	0	0	0	0	0
1-244 AHB	0	0	0	0	0	0	0	0	0	0	0	0
225 EN BDE	0	0	0	0	0	1	1	1	0	0	0	0
HQ 225 EN	0	0	0	0	0	0	0	0	0	0	0	0
205 EN BN	0	0	0	0	0	0	0	0	0	0	0	0
527 EN BN	0	0	0	0	0	0	0	0	0	0	0	0
528 EN BN	0	0	0	0	0	1	1	1	0	0	0	0
256 IBCT	0	0	0	0	0	4	1	4	6	3	3	3
HQ 256 BCT	0	0	0	0	0	0	0	0	0	0	0	0
199 BSB	0	0	0	0	0	0	2	0	0	0	0	0
1-141 FA BN	0	0	0	0	0	0	1	0	0	0	0	0
2-108 CAV	0	0	0	0	0	0	0	1	1	0	0	0
2-156 IN BN	0	0	0	0	0	1	0	0	0	0	0	0
3-156 IN BN	0	0	0	0	0	0	0	0	1	0	0	0
769 BEB	0	0	0	0	0	0	1	3	4	3	3	3
61 TRP CMD	0	0	0	0	0	0	0	0	0	0	0	0
199 REG (RTI)	0	0	0	0	0	0	0	0	0	0	0	0
Totals	0	0	0	0	0	9	4	8	8	5	11	8

60 Days Past Suspense Date

90 Days Past Suspense Date

State Total Past Suspense Date



Knowledge Management Website

- Updated monthly with the RCM
- Provided by the Staff
- By name rosters for the RCM slides
 - Sort by name, UIC, etc.
- Saved on LAKO:
<https://gko.portal.ng.mil/states/LA/Readiness/SitePages/Home.aspx>



Knowledge Management Website

 [GKO Portal](#) | [Sites](#)

[BROWSE](#) [PAGE](#)

 [Louisiana National Guard](#) | [Directorates](#) | [DRU](#) | [Incidents](#) | [Installations](#) | [Readiness](#) | [OIP](#)

Readiness













- Home
- Notebook
- Documents
- Recent**
- AO Bulletin Board
- AO Upload Folder
- Knowledge Management Bulletin Board
- Home Page Links
- RUT Metrics (Army)
- J1 Metrics (Personnel)
- J2 Metrics (Security)
- J3 Metrics (Training)
- J4 Metrics (Logistics)
- J6 Metrics (Communications)
- J8 Metrics (Resourcing)
- RRC Metrics (Recruiting)
- SSO Metrics (Medical)
- RIO Metrics (Reintegration)
- PAO Metrics (Public Affairs)
- ACT Metrics (Air)
- Site Contents
-  [EDIT LINKS](#)

[Louisiana National...](#) > [Readiness](#) > [Home](#)

Louisiana National Guard Readiness Overview

Readiness Links



 <p>RUT READY UNIT TARGETS RUT Metrics</p>	 <p>J1 MANPOWER & PERSONNEL J1 Metrics</p>	 <p>J2 INTELLIGENCE & SECURITY J2 Metrics</p>	 <p>J3 OPERATIONS & TRAINING J3 Metrics</p>
 <p>J4 MAINTENANCE & LOGISTICS J4 Metrics</p>	 <p>J6 C4 SYSTEMS & CYBER SECURITY J6 Metrics</p>	 <p>J8 RESOURCE MANAGEMENT J8 Metrics</p>	 <p>RRC RECRUITING & RETENTION RRC Metrics</p>
 <p>SSO BEHAVIORAL & MEDICAL HEALTH SSO Metrics</p>	 <p>RIO/CH REINTEGRATION & CHAPLAINCY RIO Metrics</p>	 <p>PAO MEDIA & PUBLIC AFFAIRS PAO Metrics</p>	 <p>ACT ACTIONABLE COMMAND TARGETS ACT Metrics</p>



Knowledge Management Website

BROWSE PAGE

SHARE FOLLOW EDIT



J1 Metrics EDIT LINKS

Search this site

Home Louisiana National... > Readiness > J1 Metrics > Home

J1: MANPOWER & PERSONNEL

Notebook Documents Recent

- AO Bulletin Board
- AO Upload Folder
- Knowledge Management Bulletin Board
- Home Page Links

RUT Metrics (Army)

J1 Metrics (Personnel)

J2 Metrics (Security)

J3 Metrics (Training)

J4 Metrics (Logistics)

J6 Metrics (Communications)

J8 Metrics (Resourcing)

RRC Metrics (Recruiting)

SSO Metrics (Medical)

RIO Metrics (Reintegration)

PAO Metrics (Public Affairs)

ACT Metrics (Air)

Site Contents

J1 Staff Uploads Only

J1: READINESS COORDINATION MEETING SLIDES

2019/2020	Jan	Feb	Mar	Apr	May	Jun	Jul	Aug	Sep	Oct	Nov
JFHQ	0	0	0	0	0	1	0	0	0	0	0
RRC	1	0	0	0	0	0	0	0	0	0	0
MEDCOM	1	0	0	0	0	1	0	0	0	0	0
TNG SITE	0	0	0	0	0	0	0	0	0	0	0
139 RSG	16	5	5	6	4	6	10	10	8	9	11
204 TAQG	5	3	4	1	0	3	1	1	2	3	3
225 EN BDE	15	14	4	5	3	4	3	3	4	5	8
256 INF BDE	35	16	25	7	7	8	18	15	12	12	15
61 TRP CMD	6	2	2	1	0	0	1	1	1	1	1
199TH REG (RTI)	0	0	0	1	0	0	0	0	0	0	0
Totals	79	40	40	21	14	23	33	30	27	30	38

Analysis / Key Points

- Slight increase in the number of delinquent SLRP payments.
- Units are encouraged to gather required lender documentation from SMs and submit to the NGLA Incentive Office in order for payments to be made.



Knowledge Management Website

BROWSE FILES LIBRARY



J1 Metrics EDIT LINKS

Documents ▸ NOVAL Pay

- Home
- Notebook
- Documents
- Recent
 - AO Bulletin Board
 - AO Upload Folder
 - Knowledge Management Bulletin Board
 - Home Page Links
- RUT Metrics (Army)
- J1 Metrics (Personnel)**
- J2 Metrics (Security)
- J3 Metrics (Training)
- J4 Metrics (Logistics)
- J6 Metrics (Communications)
- J8 Metrics (Resourcing)
- RRC Metrics (Recruiting)
- SSO Metrics (Medical)
- RIO Metrics (Reintegration)
- PAO Metrics (Public Affairs)
- ACT Metrics (Air)
- Site Contents

Louisiana National... > Readiness > J1 Metrics

+ New ↑ Upload ↻ Sync ↻ Share More ▾

All Documents ... Find a file 🔍

✓	📄	Name	Modified	Modified By
	📁	Archive	⋮ April 26, 2019	<input type="checkbox"/> Dowling, Keith E Jr SPC NG NG NGB USA
	📄	4a-9-10_JPM-PE - Del NCOER_NOVAL 20201117	⋮ November 20, 2020	<input type="checkbox"/> Soileau, Marc N MSG NG NG NGB USA

Drag files here to upload



Websites

Readiness Coordination Meeting

https://gko.portal.ng.mil/states/LA/J3/J3Files/015_Conferences_And_Boards/Meetings/DJS_STAFF_MTG/Readiness_Coordination_Meeting

Knowledge Management Website

<https://gko.portal.ng.mil/states/LA/Readiness/SitePages/Home.aspx>

Joint Strategic Plan (RUT) & OPORDERS

https://gko.portal.ng.mil/states/LA/J3/J3Files/310-010_Operations_Orders/JFHQ-LA