



## LA National Guard Emergency Management Bulletin

July 2023  
Volume FY23 Issue 10



### Purpose

The National Guard (NG) Emergency Management (EM) program is responsible for all activities and operations related to preparing for, mitigating the potential effect of, preventing, responding to, and recovering from all multi-agency and/or multi-jurisdictional emergencies on or impacting NG installations nationwide. The NG EM Program functions within an all-hazards environment consisting of all natural, technological (man-made), and terrorism hazards.

### Vision

To provide the NG EM services when and where they are needed with the joint and interagency capacity necessary to effectively and efficiently protect the NG community and mission capabilities from all hazards.

### Mission

To provide integrated and comprehensive NG EM services necessary to protect our community and mission capabilities from all hazards in a cost effective, implementable, and sustainable manner through resiliency.

### IMPORTANT NUMBERS TO KNOW

**EMERGENCY  
Fire-Police-Ambulance  
911**

Michael Green 504-278-8031  
LMD Emergency Management Program  
Coordinator  
[michael.s.green39.nfg@army.mil](mailto:michael.s.green39.nfg@army.mil)

1LT Damilola Babalola 318-290-5869  
LTC-P EM Manager  
[damilola.i.babalola.mil@army.mil](mailto:damilola.i.babalola.mil@army.mil)

Peter Knight 504-278-8011  
Jackson Barracks AT/ EM Manager  
[peter.d.knight2.nfg@army.mil](mailto:peter.d.knight2.nfg@army.mil)

Chris Letendre 225-319-4667  
GWLC EM Manager  
[christopher.a.letendre.nfg@army.mil](mailto:christopher.a.letendre.nfg@army.mil)

CPT Jason Medcalf 318-299-4151  
Camp Minden EM Manager  
[jason.a.medcalf.mil@army.mil](mailto:jason.a.medcalf.mil@army.mil)

LA National Guard Joint Operation  
Center 888-278-8748

GOHSEP 225-925-7500

American Red Cross  
1-800-RED-CROSS

Federal Emergency Management  
Agency 1-800-621-FEMA

National Poison Control Center  
1-800-222-1222

National Domestic Violence Hotline  
1-800-799-7233

### EMERGENCY MANAGEMENT

This month's bulletin will focus on Shelter in Place procedures, summer heat and fireworks/grilling safety. Summer means vacation, outdoor activities, and fun in the sun! It's a time when families hit the road to visit national parks or distant relatives. The warm months and long days mean that there is plenty of time for baseball games and barbecues. The sultry temperatures practically invite you to take a dip in the pool or ocean.

But don't let the sunny days and warm nights fool you. Summer also holds significant weather and water hazards. Heat waves can be lengthy and deadly. Lightning deaths are at their peak during the summer. Beach hazards such as rip currents can catch the unprepared and, it's the hurricane season.

But you're not powerless in the face of these hazards. With just a few simple steps, you can become weather-ready. Stay safe this summer: Know Your Risk, Take Action and Be a Force of Nature! Always Remember "Be Prepared".

Michael Green  
Emergency Manager Program  
Coordinator  
[michael.s.green39.nfg@army.mil](mailto:michael.s.green39.nfg@army.mil)



LANG EM WEB PAGE:  
<http://geauxguard.la.gov/resources/emergency-management/>



## LA National Guard Emergency Management Bulletin

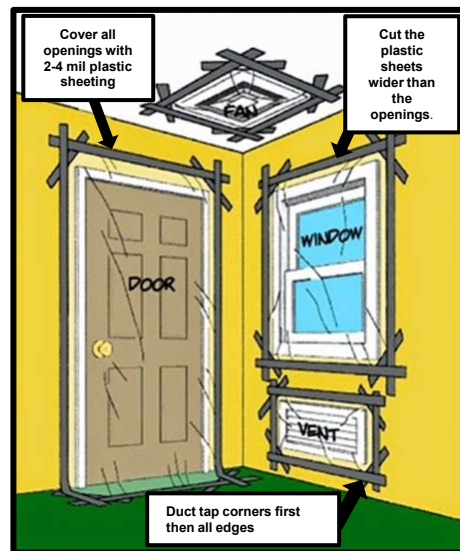
July 2023  
Volume FY23 Issue 10

### SHELTERING-IN-PLACE

In the event of an emergency, local emergency management organizations have plans and procedures to direct personnel to evacuate or take some form of shelter. For nonessential and nonemergency personnel, the preference is generally evacuation. In specific instances, evacuation or moving to a civilian shelter or designated place is more dangerous than remaining where you are, such as with short- or no-notice emergencies including hazardous materials events. **In these instances, you may be directed to shelter-in-place.**

Sheltering-in-place means to take temporary protection in a structure or vehicle—typically your workplace or residence—that is not certified, insured or staffed for emergency conditions.

Installation procedures designate which responsible party or office will order personnel to shelter-in-place and for how long the order is expected to be in effect. Remember, **preparing your residence is your own responsibility.**



#### How to Prepare

- Have an emergency supply kit ready.
- Know how to turn off your heating, ventilation and air conditioning (HVAC) systems without damaging the components.
- Know how to close and secure doors, windows, vents and other exterior openings quickly.
- Identify potential interior space for sheltering-in-place.

#### How You Will Be Notified

Any of the following emergency warning procedures may alert you to shelter-in-place:

- A voice announcing system using exterior (Giant Voice) and interior speakers or sirens
- Automated Community Notification Systems for sending recorded voice messages or text
- Emergency Alert System (EAS) broadcasts on the radio or TV
- Residential route alerting—messages announced from vehicles with loudspeakers

### Shelter in Place in Four Easy Steps

If there is an outdoor release of hazardous chemicals that may contaminate the outside air or a tornado siren has been sounded, please do the following:



1 Seek refuge inside a building and remain there.



2 Ventilation systems will be turned off.



3 Keep tuned to media, if possible.



4 Wait for "all clear" from officials.



## LA National Guard Emergency Management Bulletin

July 2023  
Volume FY23 Issue 10

### Make Summer Safe for Kids

Summer is a great time for kids to enjoy different indoor and outdoor activities. Whether they are young children or teens, learn ways to keep your kids safe and healthy while they enjoy the summer fun.

#### [Master Water Safety](#)

Water-related activities are popular for getting [physical activity](#) and have many [health benefits](#). Here are some tips to stay safe while having fun.

- Learn how to prevent [recreational water illnesses](#) and help protect yourself and your kids.
- Help kids get [H2O Smartz](#) about water safety.

Drownings are the leading cause of injury death for young children ages 1 to 4, and three children die every day as a [result of drowning](#).

- Always supervise children when in or around water. A responsible adult should constantly watch young children.
- Teach kids to swim. Formal swimming lessons can protect young children from drowning.
- Learn cardiopulmonary resuscitation (CPR). Your CPR skills could save someone's life.
- Install a four-sided fence around home pools.



[Recreational boating](#) can be a wonderful way to spend time with family and friends. Make boating safety a priority.

- Wear a properly fitted life jacket every time you and your loved ones are on the water.

#### [Beat the heat and sun](#)

Heat-related illness happens when the body's temperature control system is overloaded. [Infants and children](#) up to 4 years of age are at greatest risk. Even young and healthy people can get sick from the heat if they participate in strenuous physical activities during hot weather. For heat-related illness, [the best defense is prevention](#).

- Never leave infants, children, or pets in a parked car, even if the windows are cracked open.
- Dress infants and children in loose, lightweight, light-colored clothing.
- Schedule outdoor activities carefully, for morning and evening hours.
- Stay cool with cool showers or baths.
- Seek medical care immediate if your child has [symptoms of heat-related illness](#).

Just a few serious sunburns can increase you and Your child's risk of [skin cancer](#) later in life. Their skin needs protection from the sun's harmful ultraviolet (UV) rays whenever they're outdoors.

- Cover up. Clothing that covers your and your child's skin helps protect against UV rays.
- Use sunscreen with at least SPF (sun protection factor) 15 and UVA (ultraviolet A) and UVB (ultraviolet B) protection every time you and your child go outside.





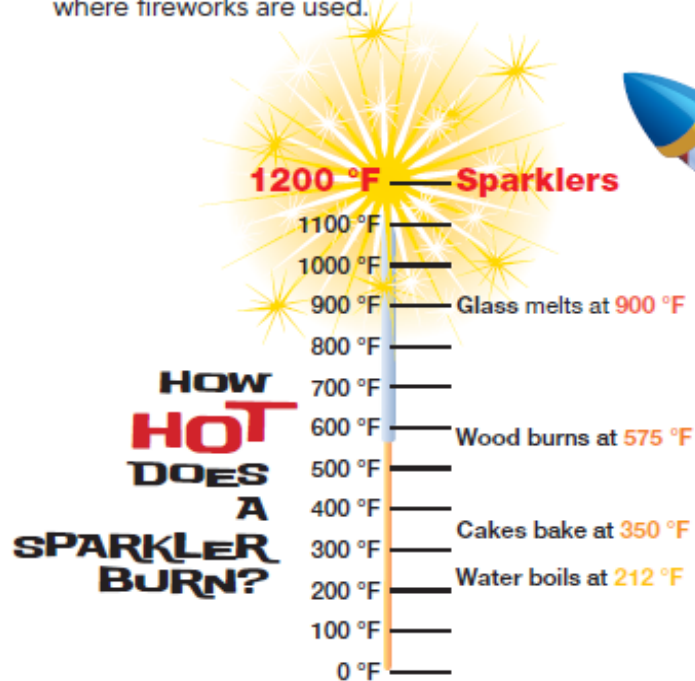
Fireworks are often used to mark special events and holidays. However, they are not safe in the hands of consumers. Fireworks cause thousands of burns and eye injuries each year. People can enjoy fireworks safely if they follow a few simple safety tips:

### BE CAREFUL!

- » Be safe. If you want to see fireworks, go to a public show put on by experts.
- » Do not use consumer fireworks.
- » Keep a close eye on children at events where fireworks are used.

## CONSUMER FIREWORKS

NFPA is opposed to consumer use of fireworks. This includes sparklers and firecrackers. Even sparklers burn hot enough to cause third-degree burns.



## FACTS

- ✓ Fireworks cause an average of almost 20,000 reported fires per year.
- ✓ In 2017, sparklers caused 41% of fireworks injuries.



### "COOK WITH CAUTION"

- Be on alert! If you are sleepy or have consumed alcohol don't use the stove or stovetop.
- Stay in the kitchen while you are frying, boiling, grilling, or broiling food. If you leave the kitchen for even a short period of time, turn off the stove.
- If you are simmering, baking, or roasting food, check it regularly, remain in the home while food is cooking, and use a timer to remind you that you are cooking.
- Keep anything that can catch fire — oven mitts, wooden utensils, food packaging, towels or curtains — away from your stovetop.

### If you have a small (grease) cooking fire and decide to fight the fire...

- On the stovetop, smother the flames by sliding a lid over the pan and turning off the burner. Leave the pan covered until it is completely cooled.
- For an oven fire, turn off the heat and keep the door closed.

### If you have any doubt about fighting a small fire...

- Just get out! When you leave, close the door behind you to help contain the fire.
- Call 9-1-1 or the local emergency number from outside the home.



### Cooking and Kids

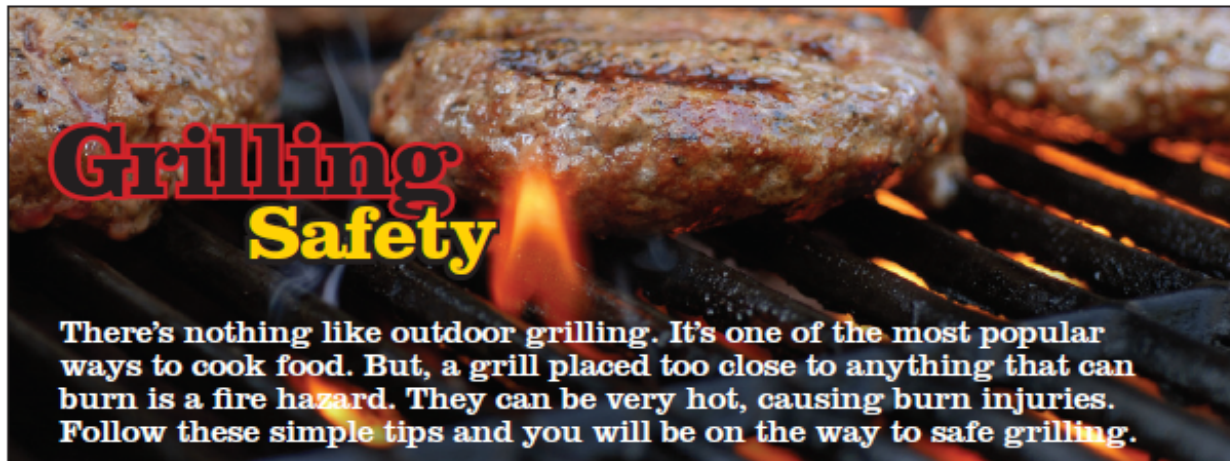
Have a "kid-free zone" of at least 3 feet (1 metre) around the stove and areas where hot food or drink is prepared or carried.

### FACTS

- ❗ The leading cause of fires in the kitchen is unattended cooking.
- ❗ Most cooking fires in the home involve the kitchen stove.



**NATIONAL FIRE  
PROTECTION ASSOCIATION**  
The leading information and knowledge resource  
on fire, electrical and related hazards



## Grilling Safety

**There's nothing like outdoor grilling. It's one of the most popular ways to cook food. But, a grill placed too close to anything that can burn is a fire hazard. They can be very hot, causing burn injuries. Follow these simple tips and you will be on the way to safe grilling.**

### SAFETY TIPS

- » Propane and charcoal BBQ grills should only be used outdoors.
- » The grill should be placed well away from the home, deck railings and out from under eaves and overhanging branches.
- » Keep children and pets at least three feet away from the grill area.
- » Keep your grill clean by removing grease or fat buildup from the grills and in trays below the grill.
- » Never leave your grill unattended.
- » Always make sure your gas grill lid is open before lighting it.

### CHARCOAL GRILLS

- » There are several ways to get the charcoal ready to use. Charcoal chimney starters allow you to start the charcoal using newspaper as a fuel.
- » If you use a starter fluid, use only charcoal starter fluid. Never add charcoal fluid or any other flammable liquids to the fire.
- » Keep charcoal fluid out of the reach of children and away from heat sources.
- » There are also electric charcoal starters, which do not use fire. Be sure to use an extension cord for outdoor use.
- » When you are finished grilling, let the coals completely cool before disposing in a metal container.

### PROPANE Grills

Check the gas tank hose for leaks before using it for the first time each year. Apply a light soap and water solution to the hose. A propane leak will release bubbles. If your grill has a gas leak, by smell or the soapy bubble test, and there is no flame, turn off both the gas tank and the grill. If the leak stops, get the grill serviced by a professional before using it again. If the leak does not stop, call the fire department. If you smell gas while cooking, immediately get away from the grill and call the fire department. Do not move the grill.

If the flame goes out, turn the grill and gas off and wait at least 5 minutes before re-lighting it.

### FACTS

- ! July is the peak month for grill fires.
- ! Roughly half of the injuries involving grills are thermal burns.



Your Source for SAFETY Information

NFPA Public Education Division • 1 Batterymarch Park, Quincy, MA 02169